


**MPI**  
**MCWANE**  
PLANT & INDUSTRIAL

**CLOW**  
VALVE CO.  
**MH** **KV**  
MAN VALVE COMPANY KENNEDY VALVE

# KEN-FLEX™ RESILIENT HINGE CHECK VALVES

AWWA C508

[mcwanepi.com](http://mcwanepi.com)



Scan for  
detailed drawings



# KEN-FLEX™ CHECK VALVES

## 3"-24"



### PRODUCT OVERVIEW

The KEN-FLEX™ resilient-hinged check valve provides reduced maintenance and faster closing than most traditional swing check valves. The rubber-encapsulated flapper assembly is the only moving part and is easily accessed through a full-size cover with the valve in

line. The resilient flapper material makes KEN-FLEX™ ideal for “dirty water” applications, and the fast-closing action is ideal for surge prevention. The optional position indicator is spring loaded and provides the added benefit of accelerated closing speed.

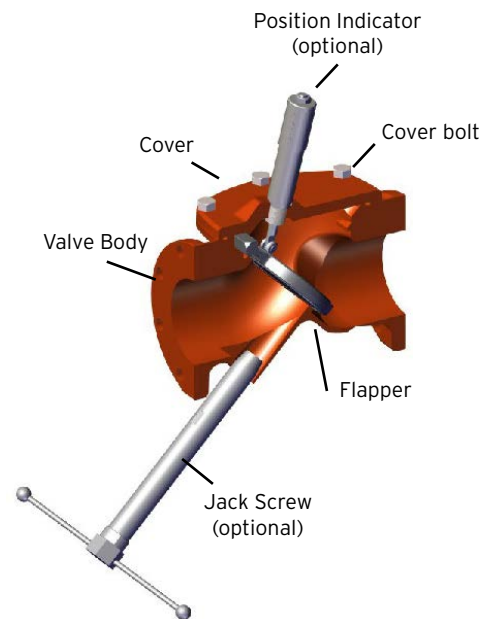
KEY CHARACTERISTICS	
Size Range	3"-24"
Materials	Ductile Iron Body, EPDM Flapper, Stainless Steel Hardware, Buna-N O-Rings
Pressure Range	250 PSI
Temperature Range	0°F-250°F
Body Style	Flanged Connection
Standards	AWWA C508, NSF/ANSI 61/372 certified *Sizes 3", 16", 18" are designed with proprietary laying length

# KEN-FLEX™ CHECK VALVE

## FEATURES & BENEFITS

### STANDARD FEATURES

- Sizes 3"-12" domestic, 3"-24" globally sourced
- AWWA C508
  - \*Sizes 3", 16", 18" are designed with proprietary laying length
- ASME B16.1 Class 125 flanges
- 100% flow area
- Ductile iron body and cover
- Metal-weighted disc with nylon-reinforced hinge fully encapsulated in EPDM
- Back flushing enabled through use of optional jack screw
- Spring-loaded flapper return (with optional position indicator)
- Fusion-bonded epoxy coating
- Rated pressure 250 psi
- Test pressure: seat 250 psi, shell 500 psi




### BENEFITS

#### Low-maintenance

- EPDM flapper is only moving part
- Anti-corrosion encapsulation of disc and hinge
- Flapper is accessible through full-size top cover with valve in line
- O-ring seat seal is integrated into flapper
- No scheduled maintenance nor lubrication required

#### Fast-closing

- Quiet operation with non-slam design
- Reduces likelihood of water hammer
- Disc seated at 45° angle with only 35° travel from fully open to fully close position
- Disc hinge flexes into open position and snaps back into closed position
- Optional spring-loaded position indicator and/or return-assist springs accelerate closing



MPI - MCWANE PLANT & INDUSTRIAL  
1201 Vanderbilt Road, Birmingham, AL 35234  
866.924.8674 • [mcwanepi.com](http://mcwanepi.com) [sales@mcwanepi.com](mailto:sales@mcwanepi.com)

BR-KFCV-4  
REV 5-2025