


VALVE SELECTION GUIDE



Scan for
detailed drawings



ECCENTRIC PLUG VALVE
AWWA C504 BUTTERFLY VALVE
ROTATING DISC GATE VALVE
RESILIENT SEAT GATE VALVE
SOLID WEDGE GATE VALVE
MUD VALVE
AWWA C508 SWING CHECK VALVE
KEN-FLEX™ CHECK VALVE
RESILIENT SEATED BUTTERFLY VALVE
HIGH PERFORMANCE BUTTERFLY VALVE

AWWA C504 BUTTERFLY VALVES

Designed for years of dependable service, the superior design of our butterfly valve provides ease of adjustment along with the ensured dependability expected in any distribution system or plant installation. MPI offers both seat-on-disc and seat-on-body valve designs with both using EPDM rubber seats as standard. The rubber seat provides a 'zero leakage' alternative to metal-seated valves.

For pump station and treatment plant applications, butterfly valves offer flow control advantages (such as throttling) over gate valves, and are much more economical. Our butterfly valves are manufactured in accordance with the American Water Works Association (AWWA) C504 standard. Butterfly valves are constructed of ductile iron, stainless steel, rubber seats & seals. The strength of ductile iron along with stainless steel components provide corrosion resistance for buried service applications.



KEY CHARACTERISTICS	SEAT-ON-DISC
Size Range	3"-72"
Materials	Ductile Iron ASTM A536 body cover and vane, seat ring 316 SS, 304 or 630 SS shafts, EPDM
Shaft Seals	Chevron V-Type 3"-24" and O-ring type 30" and up
Pressure Range	CL 150B or CL 250B
Temperature Range	0°F-250°F
Body Style	FLG, MJ or MJxFLG
Actuator Types	Traveling Nut Operator, Lever, Handwheel, 2" OP nut, Electric Motor Operator, Pneumatic Operator
Standards	AWWA C504, NSF/ANSI 61/372 certified (4" and larger)

KEY CHARACTERISTICS	SEAT-ON-BODY
Size Range	3"-36"
Materials	Ductile Iron ASTM A536 body body and disc (316SS disc for 3" size), edge, 316SS stem and fasteners (630SS stem on CL 250B), EPDM seat and packing.
Shaft Seals	Chevron (V-type)
Pressure Range	CL 150B or CL 250B
Temperature Range	0°F-250°F
Body Style	FLG, MJ
Actuator Types	Traveling Nut Operator, Lever, Handwheel, 2" OP nut, Electric Motor Operator, Pneumatic Operator
Standards	AWWA C504, NSF/ANSI 61/372 certified (4" and larger)



ROTATING DISC GATE VALVE

MPI rotating disc gate valves are prized for their reliability and low maintenance. They have been utilized successfully for decades in water/wastewater treatment plants and water lines all over the United States. The rotating action of the discs cleans deposits during travel and creates a different seating position each time the valve is closed. Uneven or excessive wear is prevented, so the sealing components remain smooth and operational years longer without maintenance or replacement.

KEY CHARACTERISTICS	
Size Range	3"-108"
Materials	Ductile Iron ASTM A536, Iron Body Bronze Mounting (IBBM), 304 SS Stems
Pressure Range	Rated pressure up to 300PSI
Temperature Range	33°F-160°F
Body Style and Connections	NRS or OS&Y FLG, MJ, or FLG x MJ
Actuator Types	Spur or Bevel Gear, Electric Motor Operator
Standards	AWWA C500, NSF/ANSI 61/372 certified



RESILIENT SEAT GATE VALVE

Resilient seated gate valves were introduced to the waterworks industry in the 1980s and became a dominant preference for use in distribution systems. Valves comply with AWWA C515 reduced wall standard. The valve contains a wedge fully encapsulated with EPDM rubber that is permanently bonded to the wedge and meets ASTM D429. The valve body, bonnet, and stuffing plate are coated with fusion bonded epoxy (FBE) and applied in accordance with AWWA C550 and is ANSI/NSF 61/372 certified. Optional configurations also include non-rising stem (NRS) or outside screw and yoke (OS&Y) and can be ordered with a spur or bevel gear.

KEY CHARACTERISTICS	
Size Range	2"-54"
Materials	Body/Bonnet/Stuffing Box ATSM A-536 Ductile Iron, ASTM A126 Class B Cast Iron, Fully Encapsulated EPDM wedge
Stem materials	Bronze, 304 SS, 316 SS
Pressure Range	250 PSI Working Pressure
Temperature Range	33°F- 125 °F
Body Style	NRS or OS&Y, FLG, MJ or MJ x FLG and MJ x Tap
Actuator Types	Spur or Bevel Gearing, Electric Motor Operator upon request
Standards	AWWA C509, AWWA C515, ANSI/NSF 61/372 Certified



SOLID WEDGE GATE VALVE

Kennedy Solid Wedge Gate Valves are available in both NRS and OS&Y bonnet configuration options. Both styles are available with Flanged ends and MJ ends. The Flanged ends valve available in nominal pipe sizes, MJ ends valve available in sizes 3" through 48"NPS. The valves are designed, manufactured and tested in accordance with AWWA C500. Available with hand wheels, operating nuts and when required, integrally cast mounting pads for gears or electric actuators. Valves are protected externally and internally with coatings conforming with AWWA C550.

KEY CHARACTERISTICS	
Size Range	Flanged ends and Mechanical joint ends 3" to 48"
Materials	Ductile Iron Body, SS Stems, 2 Part Epoxy interior & exterior coating
Pressure Range	CL 150 or CL 250
Temperature Range	33 - 180°F
Body Style	NRS or OS&Y style, FLG or MJ ends
Actuator Types	Manual, Spur or Bevel Gear, Electric Motor Operator



MUD VALVE

MPIs NRS style ductile iron/stainless steel mud valves are designed primarily for use in settling tanks of water and wastewater treatment plants. They are available in both ductile iron and stainless steel bodies. Their intended use is to drain tanks for maintenance or cleaning. Mud Valves are furnished with a 2" square operating nut; however, they can be supplied with optional extension stem or handwheel. The valve uses a Buna-N resilient seat on the plug. The ductile iron/stainless steel body assembly features ASTM A276 stainless steel stems and fasteners to prevent corrosion from years of submerged service.

KEY CHARACTERISTICS	
Size Range	3"-12"
Materials	Ductile iron or stainless steel body, plug and stem cap; Buna-N gasket and stainless steel hardware;
Temperature Range	0°F-250°F
Body Style	ANSI CL 125-lb. flange



AWWA C508 SWING CHECK VALVE

MPI swing check valves are designed and manufactured in conformance with AWWA C508. They are self-contained, free-swinging disc style which can be purchased with an outside lever and weight or outside lever and spring options. The valves can also be purchased with outside air or oil cylinders when required by customer requirements or project specifications. Valve sizes 2"-24" can be ordered with double lever arms. Valve sizes 30" come with standard double lever arms.



KEY CHARACTERISTICS	
Size Range	2"-36"
Materials	Bronze or Resilient disc seat, Cast Iron A126B or Ductile Iron A536 body, Bronze or SS body seat ring, Limit Switch, Double Lever Arms, air and oil cushions
Pressure Range	2"-12" 200 PSI, 14"-36" 150 PSI
Temperature Range	0°F-250°F
Body Style	Flanged Connection
Standards	AWWA C508, NSF/ANSI 61/372 certified

KEN-FLEX™ CHECK VALVE

The KEN-FLEX™ resilient-hinged check valve provides reduced maintenance and faster closing than most traditional swing check valves. The rubber-encapsulated flapper assembly is the only moving part and is easily accessed through a full-size cover with the valve in line. The resilient flapper material makes KEN-FLEX™ ideal for "dirty water" applications, and the fast-closing action is ideal for surge prevention. The optional position indicator is spring loaded and provides the added benefit of accelerated closing speed.



KEY CHARACTERISTICS	
Size Range	3"-24"
Materials	Ductile Iron Body, EPDM Flapper, Stainless Steel Hardware, Buna-N O-Rings
Pressure Range	250 PSI
Temperature Range	0°F-250°F
Body Style	Flanged Connection
Standards	AWWA C508, NSF/ANSI 61/372 certified *Sizes 3", 16", 18" are designed with proprietary laying length

RESILIENT SEATED BUTTERFLY VALVE

The MPI Resilient Seated Butterfly Valve combines robust construction materials and reliable sealing capabilities, making this suitable for a diverse range of industrial applications. Our valve features a one-piece ductile iron body with a T431SS stem standard on all our valves, bubble tight shutoff and availability of a wide selection of resilient seat materials. The MPI Resilient Seated Butterfly Valves are designed to handle a wide variety of applications such as water treatment, pulp and paper, power, automotive, mining, ethanol, oil, gas and other general service applications where a resilient seated butterfly valve is required.



KEY CHARACTERISTICS	
Size Range	2" - 36"
Materials	ASTM A536 65-45-12 Ductile Iron body; EPDM (Standard), BUNA-N, or FKM seat; T431SS shaft; ASTM A351 gr. CF8M disc
Operating Pressure	230PSI
Temperature Range	-20°- 400°F
Body Connections	Lug Style or Wafer Style
Actuator Types	Hand Lever, Gear w/Hand Wheel, IP68 Gear (Buried Service)
Standards	API 609 Category A, API 598

HIGH PERFORMANCE BUTTERFLY VALVE

Tri-Seal Quarter-Flex Butterfly Valves contain improvements and refinements not found in any other high-performance butterfly valves. These features serve to insure a long and trouble-free life as well as providing simple and less expensive maintenance when required. The valves are manufactured to meet or exceed API 609 standard. Tri-Seal valve applications included air, water, steam, oxygen, and NACE service. Tri-Seal ANSI CL 150 valves are rated up to 285PSI while ANSI CL 300 valves are rated up to 740PSI.




KEY CHARACTERISTICS	
Size Range	2 1/2" - 36"
Materials	A 351 CF8M Stainless Steel or A 216 WCB Carbon Steel bodies; PTFE, MPTFE, RPTFE, Graphite Seat and Packing; 17-4 or 316 SS shafts (Other material available upon request; CF8M Stainless Steel Discs.
Pressure Range	ANSI Class 150 or ANSI Class 300
Temperature Range	-35°- 450°F
Body Connections	Lug Style or Wafer Style
Actuator Types	10 Position Locking Lever, Gear Operator w/ HW or 2" Op Nut, Electric Motor Operator
Standards	API 609

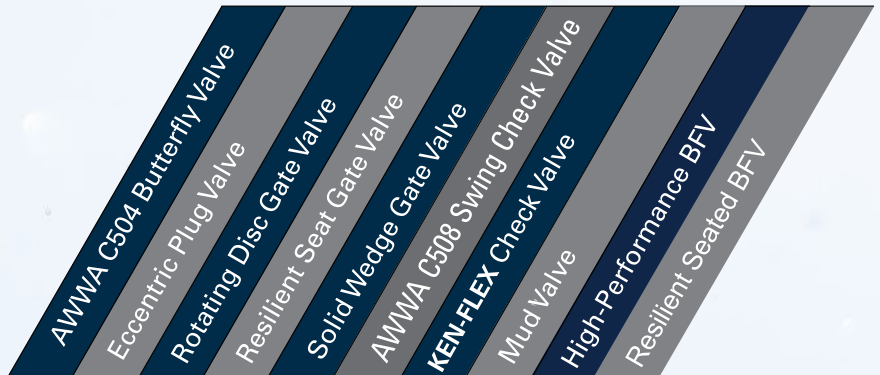
ECCENTRIC PLUG VALVE

MPi's Eccentric Plug Valves are designed for consistent performance, durability and longevity. Built to the AWWA C517 standard, the Eccentric Plug Valves are available in sizes 3"-48" for 100% port with a variety of end connections. A reliable and engineered product capable of bi-directional flow at fully rated pressures. Dependable in a variety of service applications.

KEY CHARACTERISTICS	
Size Range	3"-48"
Materials	Ductile Iron ASTM A536, 95% pure nickel welded seat, Buna-N Plug
Pressure Range	175PSI 3"-12", 150PSI 14" - 48"
Temperature Range	0°F-250°F
Body Style	FLG or MJ
Actuator Types	Direct drive with 2" square operating nut; electric, pneumatic or hydraulic actuator, worm gear
Standards	AWWA C517



VALVE SELECTION GUIDE



Size/Pressure Range	3"-72" CL 150 or CL 250	3"-48" 175psi 3'-12", 150psi 14'-48"	3"-108" Rated pressure up to 300psi	2"-54" 250psi working pressure	2.5"-72" FLG 3'-48" MJ CL 150 or CL 250	2"-36" 200psi 2'-12", 150psi 14'-36"	3"-24" 250psi	4"-12" N/A	2.5"-36" ANSI CL 150 275psi, ANSI CL 300 740psi	2"-36" 230psi
SERVICE APPLICATIONS										
On/Off	X	X	X	X	X	X	X		X	X
Throttling	X	X							X	X
Buried/Vault Service	X	X	X	X	X	Vault not Buried	Vault not Buried	X	Vault not Buried	Vault not Buried
Potable Water	X	X	X	X	X	X	X	X	X	X
Raw Water		X	X		X	X	X	X		
Industrial Wastewater		X	X	X	X	X	X	X	X	X
Industrial Water		X	X	X	X	X	X	X	X	X
Industrial Spill/Overflow Containment Basin								X		
Water/Wastewater Treatment Basin								X		
Irrigation	X	X	X		X	X	X			X
Slurries (Sludge)		X	X		X	X	X			
Gritty Service		X	X		X					
Slurries (Fibrous)		X	X		X					
Primary Effluent		X	X		X	X	X			
Secondary Effluent	X	X	X	X	X	X	X			X
Raw Sewage		X	X		X	X	X			
Screened Sewage		X	X		X					
Air Service	Consult Factory								X	X
Low Pressure Gas	Consult Factory	Consult Factory							X	X
Pigging		X	X	X	X					
Tapping			X	X	X					
High Pressure	Up to 250PSI	Up to 175PSI	Up to 300PSI	Up to 350PSI	Up to 250PSI	Up to 200PSI	Up to 250PSI		Up to 740PSI	Up to 230PSI
Low Head Loss	X	X	X	X	X				X	X
Horizontal Installation	X	X	X	X	X	X	X		X	X
Vertical Installation	X	X	X	X	X	Yes-Flow Up	Yes-Flow Up		X	X
Intermittent Submersion (fresh water)	X	Consult Factory	X	X	X					X
Continuous Submersion (fresh water)	Consult Factory	Consult Factory	X	Consult Factory	X	Consult Factory				



MPI - MCWANE PLANT & INDUSTRIAL
1201 Vanderbilt Road, Birmingham, AL 35234
866.924.8674 • mcwanepi.com sales@mcwanepi.com

BR-VSG-8
REV 5-2025